





Please see Technical Manual TM295 for detailed safety and operating instructions.

1




Remove the seal from each cartridge.
Add elution tubes into holder at front of cartridge.

2



Place plunger in well #8
and sample in well #1.

3



Add elution buffer.

4



Open the door. Press "Run/Stop" to extend platform.

5




Transfer cartridge rack to platform.

6




Close the door. Press "Run" to perform purification.

7



Run completed. Verify that plungers are clear of magnetic rod assembly.

8



Remove elution tubes and close tops.

ORDERING/TECHNICAL INFORMATION:

www.promega.com • Phone 608-274-4330 or 800-356-9526 • Fax 608-277-2601

©2007 Promega Corporation. All Rights Reserved.

Printed in USA 8/07. 15504-PM-IN. Part# FB087